


g e | L I T E



a **compact and convenient system** for documentation of agarose gels and stained protein gels

- 5 MEGAPIXEL CAMERA WITH 16 BIT IMAGE DEPTH
- IMAGE ALL COMMERCIAL DNA STAINS AND COLOURED PROTEIN STAINS
- OPTIONAL BLUE AND WHITE LIGHT CONVERTERS
- FREE GENEPIX SOFTWARE FOR ACQUISITION AND ANALYSIS



g e | L I T E

gelLITE offers an economic and effective solution for agarose gel imaging. The manually controlled camera zoom and focus provides users complete control of their imaging, while intuitive genePIX acquisition software enables a fast and efficient workflow.

CONVENIENT

A 302nm UV transilluminator enables imaging of large format agarose gels or stained protein gels up to 20 x 20 cm. The UV transilluminator also slides out from the main body of the system allowing gel extraction of DNA fragments.

SENSITIVE

A 5 Megapixel camera gives excellent low light sensitivity for clear resolution of closely spaced DNA bands and ensures even low levels of fluorescence are detected.

INTUITIVE

genePIX acquisition software is included free of charge and uses application based work flows to simplify gel imaging.

ACCURATE

geneQUANT analysis software features automated lane and band detection, pre-loaded DNA ladder standards for simple quantification and automated report creation for documentation of results perfect in a GLP environment.

APPLICATIONS

- Fluorescent and visible stained agarose gels
- Spot/colony plate counting
- Coomassie stained protein gels
- GFP Plant Imaging
- Molecular weight analysis of DNA agarose gels and protein gels
- Quantification of DNA in agarose gels
- Autoradiograph imaging

FILTERS

- Quick change filter slot
- Filters for Safe stains and EtBr

SLIDING DOOR

- Space saving, giving the system a smaller overall footprint

TRANSILLUMINATOR

- UV 302nm Transilluminator as standard
- Blue light converter option for safe DNA imaging
- White light converter option for high contrasted stained protein gels

g e l L I T E

RIGHT LIGHTING, RIGHT APPLICATION

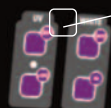
CAMERA

- 5 megapixel camera provides excellent sensitivity
- USB connection to PC
- Manual zoom lens and focus



CONTROL

- On unit control of UV and white light illuminators



SAFETY

- Door triggered safety switch prevents accidental exposure to UV
- Can be overridden for gel extraction



WHITE LIGHT

- Internal white lights for sample positioning and colony counting applications

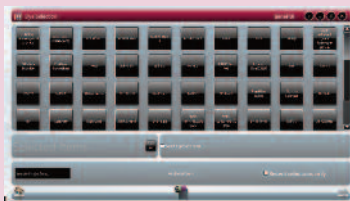


“SIMPLE IMAGING WITH
RESULTS YOU CAN TRUST”



- Engineered and manufactured in UK
- Full manual control of camera focus and zoom
- Multiple filter options available for ethidium bromide and safe DNA stains
- White light option for enhanced contrast of visible protein stains
- Blue light option for safe DNA extraction and reduced DNA damage
- Small benchtop footprint
- High resolution camera with 65,536 grey levels
- genePIX acquisition and geneQUANT analysis software included license free

genePIX



Choose from a range of pre-set protocols and DNA stains for simple and intuitive image acquisition.



Live preview and manual lens adjustment make achieving optimal settings quick and efficient



Image editing offers full control of enhancements, annotations and documentation

gelLITE



TECHNICAL SPECIFICATION

CAMERA

SENSOR	1/3 INCH
RESOLUTION	5 MILLION PIXELS
IMAGE DEPTH	12/16 BIT
GREYSCALES	4,096/65,536
DYNAMIC RANGE	3.6 – 4.8
LENS	MANUAL ZOOM 6.5 – 39, F1.4
MAXIMUM VIEWING AREA	20 x 20CM

ILLUMINATION

WHITE EPI OVERHEAD	Yes
UV TRANSILLUMINATOR	302 NM

CONVERTERS

UV/VISIBLE LIGHT CONVERTER	OPTIONAL
UV/BLUE LIGHT CONVERTER	OPTIONAL

SOFTWARE

GENEPIX IMAGE CAPTURE	Yes
DATA TYPES	SGD, BMP, TIFF AND JPEG
GENEQUANT IMAGE ANALYSIS	Yes

SIZE

DIMENSIONS (H X D X W) CM	62 x 37.5 x 40
---------------------------	----------------

ORDERING INFORMATION

gelLITE	gelLITE Gel Documentation System with 302nm UV transilluminator and UV imaging filter
gelLITEPRO	gelLITE Gel Documentation System with 302nm UV transilluminator, white light converter screen and UV imaging filter
gelLITE PROSAFE	gelLITE Gel Documentation System with 302nm UV transilluminator, white light and blue light converter screens and UV imaging filter
gelLITESAFE	gelLITE Gel Documentation System and blue light converter screen
gelLITE-WLC	White light converter screen for gelLITE
gelLITE-BLC	Blue light converter screen for gelLITE
CSL-UVPS22	UV Transparent Cutting Platform 22 x 22cm

CLEAVER SCIENTIFIC LTD

Unit 41, Somers Road Industrial Estate,
Rugby, CV22 7DH
United Kingdom

T_ +44 (0)1788 565300
E_ INFO@CLEAVERSCIENTIFIC.COM
W_ WWW.CLEAVERSCIENTIFIC.COM