



omniPAGE

Maxi

Wave

The Maxi 'WAVE' System is designed to perform a variety of separations, including first- and second-dimension SDS-PAGE, native, preparative, gradient and high-resolution nucleic acid electrophoresis, plus capillary tube gel IEF and electroblotting, the Maxi WAVE is one of the most versatile maxi vertical systems available.

The innovative, vertical screw-clamp system within the PAGE insert requires only four screws to secure up to four 20x20cm gels. This gives the Maxi WAVE the advantage of a much faster set up time compared to products whose traditional clamping configurations require as many as 24 screws to secure just two glass plates. In addition, the WAVE's innovative vertical screw-clamp configuration distributes pressure evenly along the height of the gel rather than in the centre to eliminate plate bowing and gel compression. This still maintains a leak-proof seal during casting; while the ergonomic wave-like design of the PAGE insert aids both handling and set up.


A detachable inner cooling coil connects to the laboratory water supply or a recirculating chiller to provide uniform, smile-free electrophoresis, while allowing runs to be performed at higher voltage.

MAXI WAVE TETRAD


A 4-gel TETRAD system is created by simply introducing additional plates with spacers and appropriate combs. TETRAD is supplied with a casting base and external casting upstand to allow gels to be prepared in advance, ready for the next run.

KEY FEATURES

- Run up to FOUR gels simultaneously [TETRAD systems]
- Only four screws required to secure glass plates - significantly reduces set up time
- Vertical screw-clamps distribute pressure evenly along the height of the gel to prevent plate bowing and gel compression
- Detachable inner cooling coil facilitates rapid and uniform, smile-free electrophoresis, even at higher voltages
- Injection moulded construction guarantees long life with reliable and consistent performance



External Casting Upstand is basically a standard internal module but without Platinum wire



ORDERING INFORMATION

VS20WAVESYS	Maxi WAVE, 20 x 20cm Dual with Glass Plates with bonded 1mm thick spacers, 2x 24 sample combs, cooling pack, dummy plate and casting base		
VS20WAVESYS-CU	Maxi WAVE, 20 x 20cm Dual with Glass Plates with bonded 1mm thick spacers, 2x 24 sample combs, cooling pack, dummy plate, casting base and external casting upstand		
VS20WAVETETRAD1	Maxi WAVE, 20 x 20cm Dual with Glass Plates with bonded 1mm thick spacers, 2x 24 sample combs, cooling pack, dummy plate, casting base and external casting upstand, PLUS 2x pks/2 notched glass plates with 1mm bonded spacers and 2x 1mm 24-sample combs		
VS20WAVE-EC	VS20 WAVE External Casting Stand - No Casting Base	VS20PGS1	20 x 20cm Plain Glass Plates with 1mm Bonded Spacers (pk/2)
VS20WAVEDIRM	VS20WAVE Page insert	VS20PGS1.5	20 x 20cm Plain Glass Plates with 1.5mm Bonded Spacers (pk/2)
VS20WAVE-CC	Detachable Cooling Coil	VS20PGS2	20 x 20cm Plain Glass Plates with 2mm Bonded Spacers (pk/2)
VS20DCAST	V-Maxi WAVE, 20 x 20cm Dual Caster	VS20DP	Dummy Plate, 20 x 20cm
VS20DCASTM	Replacement Rubber mats for 20 x 20cm caster	VS20S0.75	20cm Spacers - 0.75mm (pk/2)
VS20ICB	Maxi Cooling Pack	VS20S1	20cm Spacers - 1mm thick (pk/2)
VS20-x-LG	Loading guides for V-Maxi WAVE maxi combs, x = comb well number	VS20S1.5	20cm Spacers - 1.5mm thick (pk/2)
VS20NG	20 x 20cm Notched Glass Plates 4mm thick (pk/2)	VS20S2	20cm Spacers - 2mm thick (pk/2)
VS20PG	20 x 20cm Plain Glass Plates 4mm thick (pk/2)	VS20WAVE-IEFKIT	IEF Conversion for 18cm IPG strips and tube gels, includes: 1 set of plain glass plates with bonded spacers, 0.6x20cm (WxH); and 2x 2-D combs with one 3.5mm marker lane and one 18cm preparatory well
VS20NGS0.75	20 x 20cm Notched Glass Plates with 0.75mm Bonded Spacers (pk/2)		
VS20PGS0.75	20 x 20cm Plain Glass Plates with 0.75mm Bonded Spacers (pk/2)		
VS20NGS1	20 x 20cm Notched Glass Plates with 1mm Bonded Spacers (pk/2)		

Gel Casting


Dual purpose PAGE insert eliminates time-consuming transfer of glass plates between separate casting and running modules

Ground glass plates with bonded injection moulded spacers consistent with comb thickness ensure 'clean' well formation, as well as the correct alignment for leak-free casting; also eliminate the need for easily mislaid and awkward to use spacer aligners

Very forgiving, ultra-soft silicone mat within cam-caster compensates for glass plate misalignment to ensure leak-free casting



Assemble each gel cassette on a flat level surface, by placing the plain glass plate down with the spacers facing upwards followed by the notched glass plate.



Loosen the vertical screwpins in the PAGE insert to release the locking mechanism, allowing the gel clamps to sit in the resting slots.



Insert a gel cassette into each side of the inner buffer chamber in the PAGE insert, and begin tightening the vertical screw-pins.



Continue to tighten the screw-pins until the gel clamps glide out of the resting slots and fix firmly against the glass plates pushing them upright.



Check the bottom of the glass plates to ensure that they are flush together, and place the PAGE insert on the casting base; make sure that the cams are facing downwards.




Insert cams and turn until tight, drawing the PAGE insert onto the casting to form a leak-proof seal.

Vertical screw-pins, colour-coded to prevent polarity reversal, push the gel clamps out of the resting slots to secure glass plates firmly within the PAGE insert

Resting slots allow the gel clamps to sit conveniently out of the way, to aid hindrance-free loading of the cassettes into the PAGE insert


Ergonomic 'wave' design of PAGE insert provides convenient finger grips for easy handling

Cam pins lock PAGE insert onto the ultra-soft silicone mat within the casting base to provide leak-free seal



Flat, level gasket prevents current leakage from inner buffer chamber

Sliding gel clamps available in two thicknesses to accommodate single- and double-gel cassettes



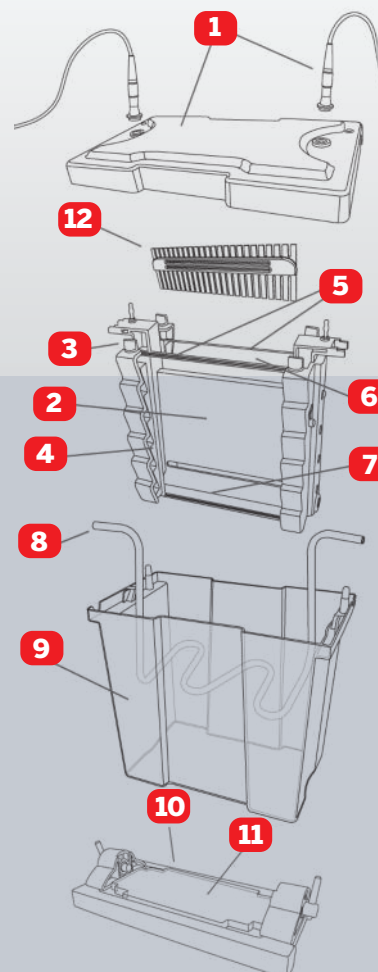
Pour in the gel solution, insert the combs and allow the wells to polymerise.



Transfer the PAGE insert to gel the tank. Fill the inner and outer buffer chambers before loading samples.



Replace the lid, connect the power supply and run.



Maxi WAVE component parts

1. Lid and power cables
2. PAGE insert
3. Vertical screw-pin
4. Clamping bars
5. Glass plates
6. Inner buffer chamber
7. Gasket
8. Detachable cooling coil
9. Outer tank
10. Cam-pin caster
11. Ultra-soft casting mat
12. Combs

Colour	CODE	DESCRIPTION	SAMPLE VOLUME PER WELL
Black	VS20-1-0.75	Comb 1 Prep, 1 Marker, 0.75mm thick	1100µl
	VS20-5-0.75	Comb 5 sample, 0.75mm thick	160µl
	VS20-10-0.75	Comb 10 sample, 0.75mm thick	80µl
	VS20-18MC-0.75	Comb 18 sample MC, 0.75mm thick	40µl
	VS20-24-0.75	Comb 24 sample, 0.75mm thick	30µl
	VS20-30-0.75	Comb 30 sample, 0.75mm thick	25µl
	VS20-36MC-0.75	Comb 36 sample MC, 0.75mm thick	20µl
	VS20-48-0.75	Comb 48 sample, 0.75mm thick	15µl
White	VS20-1-1	Comb 1 Prep, 1 Marker, 1mm thick	1500µl
	VS20-5-1	Comb 5 sample, 1mm thick	200µl
	VS20-10-1	Comb 10 sample, 1mm thick	100µl
	VS20-18MC-1	Comb 18 sample MC, 1mm thick	50µl
	VS20-24-1	Comb 24 sample, 1mm thick	40µl
	VS20-30-1	Comb 30 sample, 1mm thick	35µl
	VS20-36MC-1	Comb 36 sample MC, 1mm thick	25µl
	VS20-48-1	Comb 48 sample, 1mm thick	20µl

Colour	CODE	DESCRIPTION	SAMPLE VOLUME PER WELL
Red	VS20-1-1.5	Comb 1 Prep, 1 Marker, 1.5mm thick	2200µl
	VS20-5-1.5	Comb 5 sample, 1.5mm thick	320µl
	VS20-10-1.5	Comb 10 sample, 1.5mm thick	160µl
	VS20-18MC-1.5	Comb 18 sample MC, 1.5mm thick	80µl
	VS20-24-1.5	Comb 24 sample, 1.5mm thick	60µl
	VS20-30-1.5	Comb 30 sample, 1.5mm thick	50µl
	VS20-36MC-1.5	Comb 36 sample MC, 1.5mm thick	40µl
	VS20-48-1.5	Comb 48 sample, 1.5mm thick	30µl
Blue	VS20-1-2	Comb 1 Prep, 1 Marker, 2mm thick	3000µl
	VS20-5-2	Comb 5 sample, 2mm thick	400µl
	VS20-10-2	Comb 10 sample, 2mm thick	200µl
	VS20-18MC-2	Comb 18 sample MC, 2mm thick	100µl
	VS20-24-2	Comb 24 sample, 2mm thick	80µl
	VS20-30-2	Comb 30 sample, 2mm thick	70µl
	VS20-36MC-2	Comb 36 sample MC, 2mm thick	50µl
	VS20-48-2	Comb 48 sample, 2mm thick	40µl




omniPAGE

MaxiWave


The omniPAGE range of Modular Vertical Gel Systems allow multiple electrophoresis techniques to be performed in the same unit. Using the same main tank and lid, three different inserts are interchangeable for PAGE, tube gel and electroblotting techniques.

Each Modular System comprises the Gel Chamber, PAGE Internal Running Module, Casting Base and various accessories. Through the addition of further modules, the packages flexibility is increased to allow Western blotting and Capillary IEF.



1

Capillary IEF module, VS20DCI




2

Hi-Intensity Blotting module, SW20BI-HI




4



3

Western Blotting module, VS20BI

ACCESSORIES



glass plates with bonded spacers



combs



cool packs

ORDERING INFORMATION

VS20CES	Complete Maxi WAVE (20x20cm) Vertical Electrophoresis Modular System , comprising: 1x Maxi WAVE Vertical Unit, VS20WAVESYS (1) which includes: 2x4mm thick notched glass plates, 2x4mm thick plain glass plates with 1mm thick bonded spacers, 1x blanking plate, 2x combs (1mm thick, 24 samples), 1x casting base, silicone mat, cooling pack plus: 1x Electroblotting Module, VS20BI (3) comprising: internal electroblotting module, 4x compression cassettes for gel sizes up to 20x20cm and 18x fibre pads plus: 1x Capillary Electrophoresis Module, VS20DCI (2) which includes: internal running module for tube gels, capillary tubes, blanking plugs and 1x VS20WAVE IEF-KIT: 1 set of plain glass plates with bonded spacers, 0.6x20cm (WxH); and 2x 2-D combs with one 3.5mm marker lane and one 18cm preparatory well
VS20C2DS	Complete Maxi WAVE 2-D System , comprising: 1x Maxi WAVE Vertical Unit, VS20WAVESYS (1) which includes: 2x4mm thick notched glass plates, 2x4mm thick plain glass plates with 1mm thick bonded spacers, 1x blanking plate, 2x combs (1mm thick 24 samples), 1x casting base, silicone mat, cooling pack plus: 1x Capillary Electrophoresis Module, VS20DCI (2) which includes: internal running module for tube gels, capillary tubes, blanking plugs and 1x VS20WAVE-IEF-KIT: 1 set of plain glass plates with bonded spacers, 0.6x20cm (WxH); and 2x 2-D combs with one 3.5mm marker lane and one 18cm preparatory well
VS20CBS	Complete Maxi WAVE (20 x 20cm) Vertical Electrophoresis & Blotting System , comprising: 1x Maxi WAVE Vertical Unit, VS20WAVESYS (1) which includes: 2x4mm thick notched glass plates, 2x4mm thick plain glass plates with 1mm thick bonded spacers, 1x blanking plate, 2x combs (1mm thick, 24 samples), 1x casting base, silicone mat, cooling pack plus: 1x Electroblotting Module, VS20BI (3) comprising: internal electroblotting module, 4x compression cassettes for gel sizes up to 20x20cm and 6x fibre pads
VS20CBS-HI	Complete Maxi WAVE (20 x 20cm) Vertical Electrophoresis & High Intensity Blotting System , comprising: 1x Maxi WAVE Vertical Unit, VS20WAVESYS (1) which includes: 2x4mm thick notched glass plates, 2x4mm thick plain glass plates with 1mm thick bonded spacers, 1x blanking plate, 2x combs (1mm thick, 24 samples), 1x casting base, silicone mat, cooling pack, plus: 1x High Intensity Electroblotting Module, SB20BI-HI (4) which includes: internal electroblotting module, 2x compression cassettes for gel sizes up to 20x20cm and 6x fibre pads